



Avaya Aura® Messaging 6.3 CallPilot® Quick Reference

Release 6.3
February 2014

Phone menu

Phone Menu	Key press
Message list	
Play	2
Speed up	2 - 3
Slow down	2 - 1
Previous message	4
Administer broadcast message	5
Next message	6
Message commands	7
Mailbox commands	8
Attendant / Thru dial	0
Stop playback / Cancel	#
Help	*
Current message playback	
Skip back	1
Skip forward	3
Call sender	9
Broadcast messages	
Review	5 - 1
Record	5 - 2
Delete	5 - 3
Messages command menu	
Reply	7 - 1
Play envelope	7 - 2







Phone Menu	Key press
Forward	7 - 3
Reply all	7 - 4
Compose	7 - 5
Delete/Restore	7 - 6
Send	7 - 9
Message options	7 - 0
Message options	
Urgent on/off	7 - 0 - 1
Private on/off	7 - 0 - 4
Timed delivery	7 - 0 - 6
Mailbox commands	
Login	8 - 1
Greetings	8 - 2
Disconnect	8 - 3
Password change	8 - 4
Go to message	8 - 6
Mailbox options	8 - 0
Greetings	
Personal	8 - 2 - 1
Optional	8 - 2 - 2
Extended absence greeting	8 - 2 - 3
Review optional greetings rules (if have recorded optional greetings)	8 - 2 - 6
Personal verification	8 - 2 - 9
Personal greetings	
Review	8 - 2 - 1 - 2
Record/Rerecord	8 - 2 - 1 - 5
Delete	8 - 2 - 1 - 7 - 6
Exit	8 - 2 - 1 - 4
Optional greetings	
Review	8 - 2 - 2 - (1to9) - 2
Record/Rerecord	8 - 2 - 2 - (1to9) - 5

Phone Menu	Key press
Delete	8 - 2 - 2 - (1to9) - 7 - 6
Set up OG rules	8 - 2 - 2 - (1to9) - 9
Exit	8 - 2 - 2 - (1to9) - 4
Extended absence greeting	
Review	8 - 2 - 3 - 2
Record/Rerecord	8 - 2 - 3 - 5
Delete	8 - 2 - 3 - 7 - 6
Exit	8 - 2 - 3 - 4
Personal verification	
Review/Play	8 - 2 - 9 - 2
Record/Rerecord	8 - 2 - 9 - 5
Exit	8 - 2 - 9 - 4
Mailbox options	
Auto login on/off	8 - 0 - 4
Block messages	8 - 0 - 7
Auto login	
Turn on	8 - 0 - 4 - 1
Turn off	8 - 0 - 4 - 2
Block messages	
Turn on always	8 - 0 - 7 - 1
Turn off	8 - 0 - 7 - 2
Turn on with EAG	8 - 0 - 7 - 3
Continue configuration	#
Transfer after greeting	1
Disconnect after greeting	2
Complete set up	#

*** Note:**

Some features might be unavailable in your organization. For details, contact your administrator.

Outlook menu

Button	Description
 Play on PC	Plays a voice message on your PC.
	Pauses, stops, rewinds, and fast-forwards when the TUI plays the message.
 Play on Phone	Plays a voice message on your deskphone or any other phone.
 Voice Reply	Replies to a voice message with a voice recording using any phone.
 Voice Forward	Forwards an existing voice message.
 Call Sender	Calls the message sender from a phone. When you pick up the phone, the TUI dials the sender.
User Preferences	Opens the User Preferences webpage.

 **Note:**

For more information, visit <http://support.avaya.com/>

Navigation menu CallPilot®

